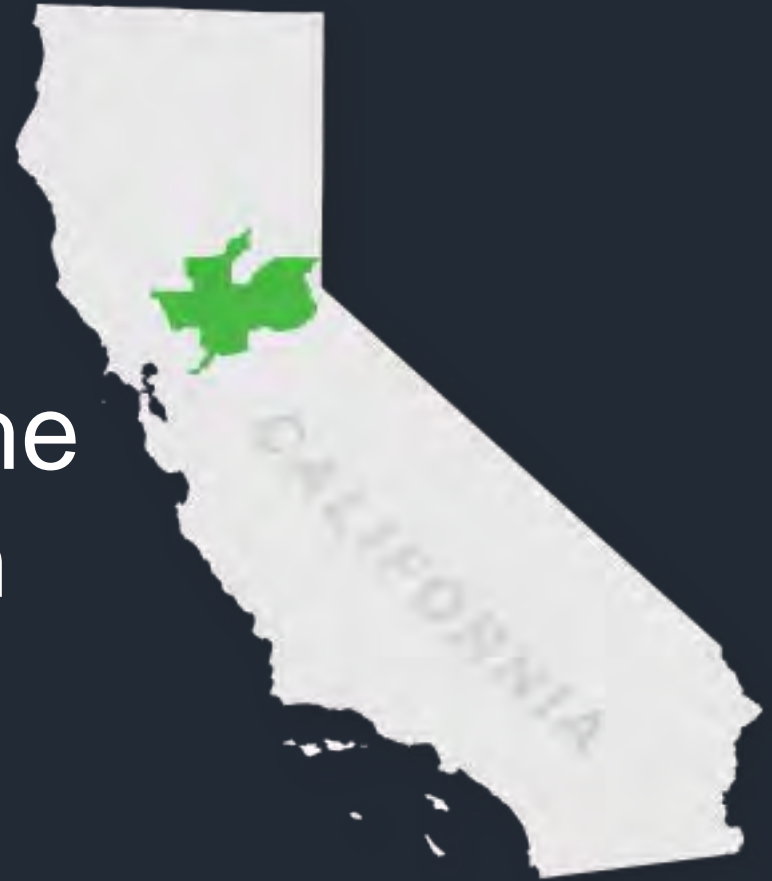


Senate Bill 1: What it Means for the Sacramento Region



**Sacramento Area Council
of Governments
April 11, 2017**





James Corless
Chief Executive Officer



Erik Johnson
Manager of Policy &
Administration



Matt Carpenter
Director of Transportation
Services



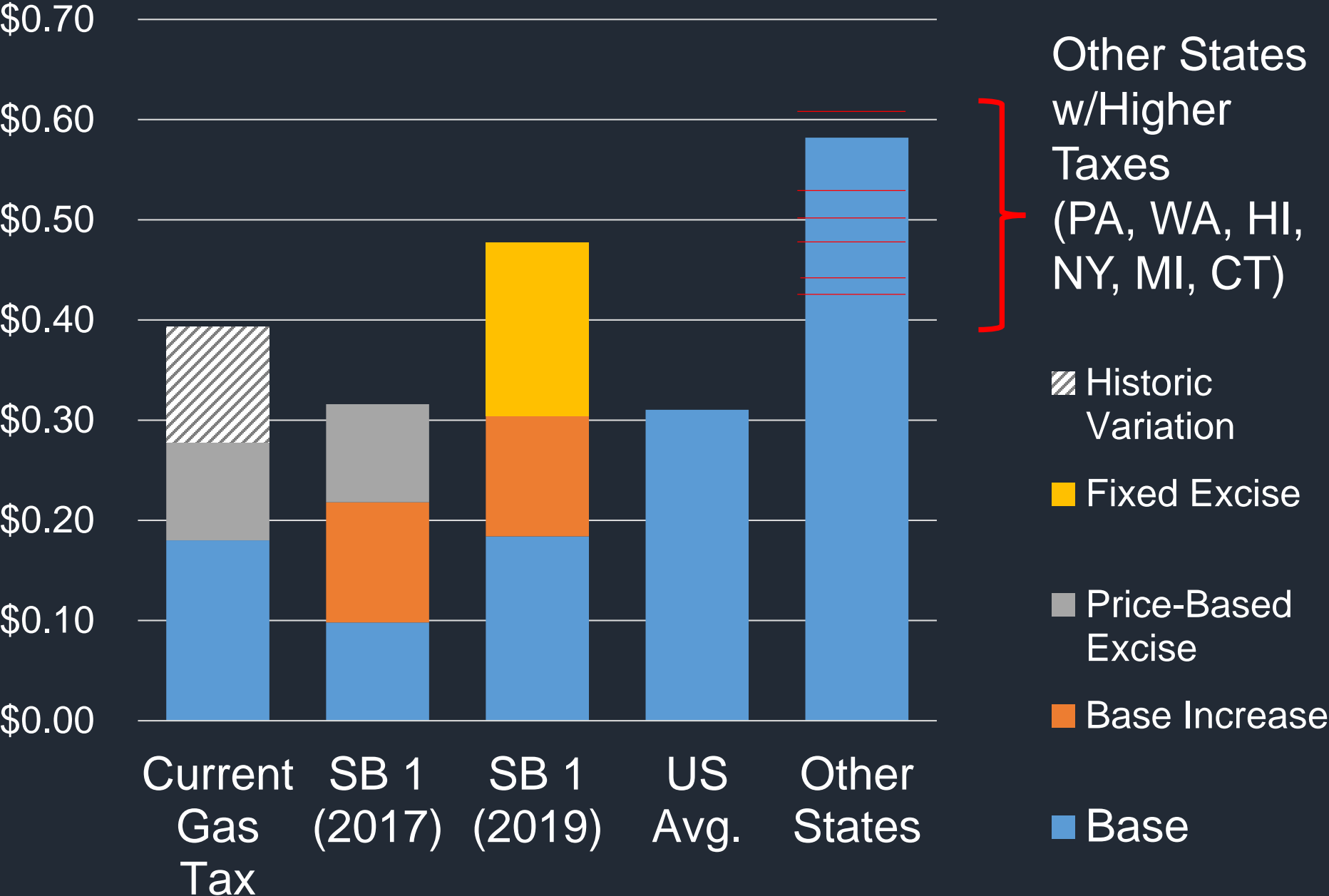
Celia McAdam

Executive Director, PCTPA

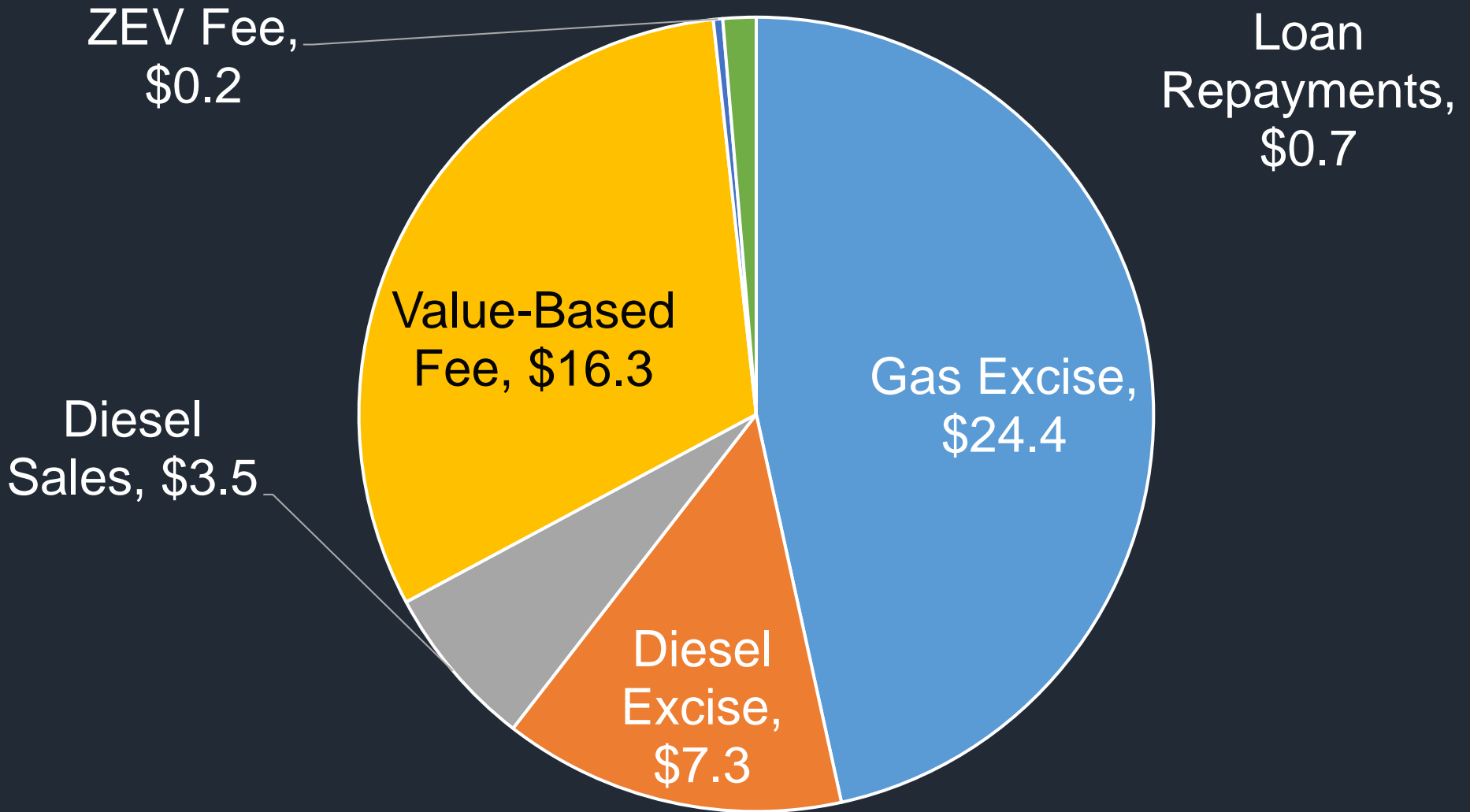


Monica Hernández
Communications Manager

Current & Proposed State Gas Tax



SB 1 Revenues over 10 Years (in billions)



Local Funds

Local
Streets &
Roads
(\$15
billion)

Transit &
Intercity
Rail (\$7.5
billion)

Self-Help
Counties
(\$2 billion)

Local &
Regional
Grants
(\$250
million)

Active
Transp.
(\$1 billion)

STIP
(\$825
million)

State Funds

SHOPP
(\$15
billion)

Bridges &
Culverts
(\$4 billion)

FSP
(\$250
million)

Congest-
ed
Corridors
(\$2.5
billion)

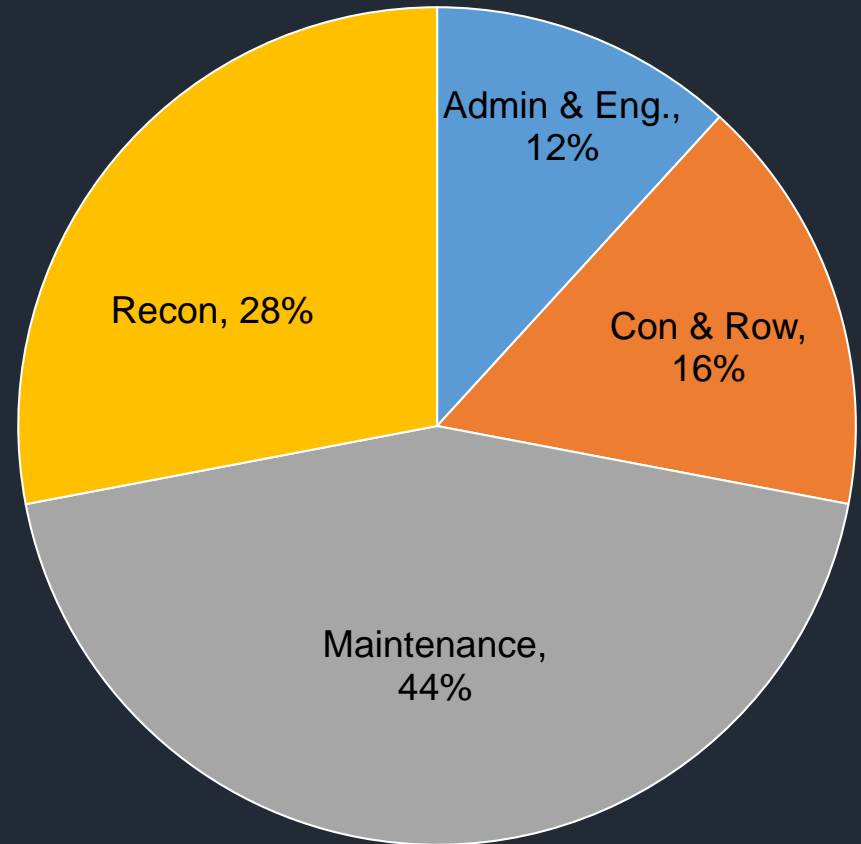
Trade
Corridors
(\$3 billion)

STIP
(\$275
million)

The MTP/SCS Context

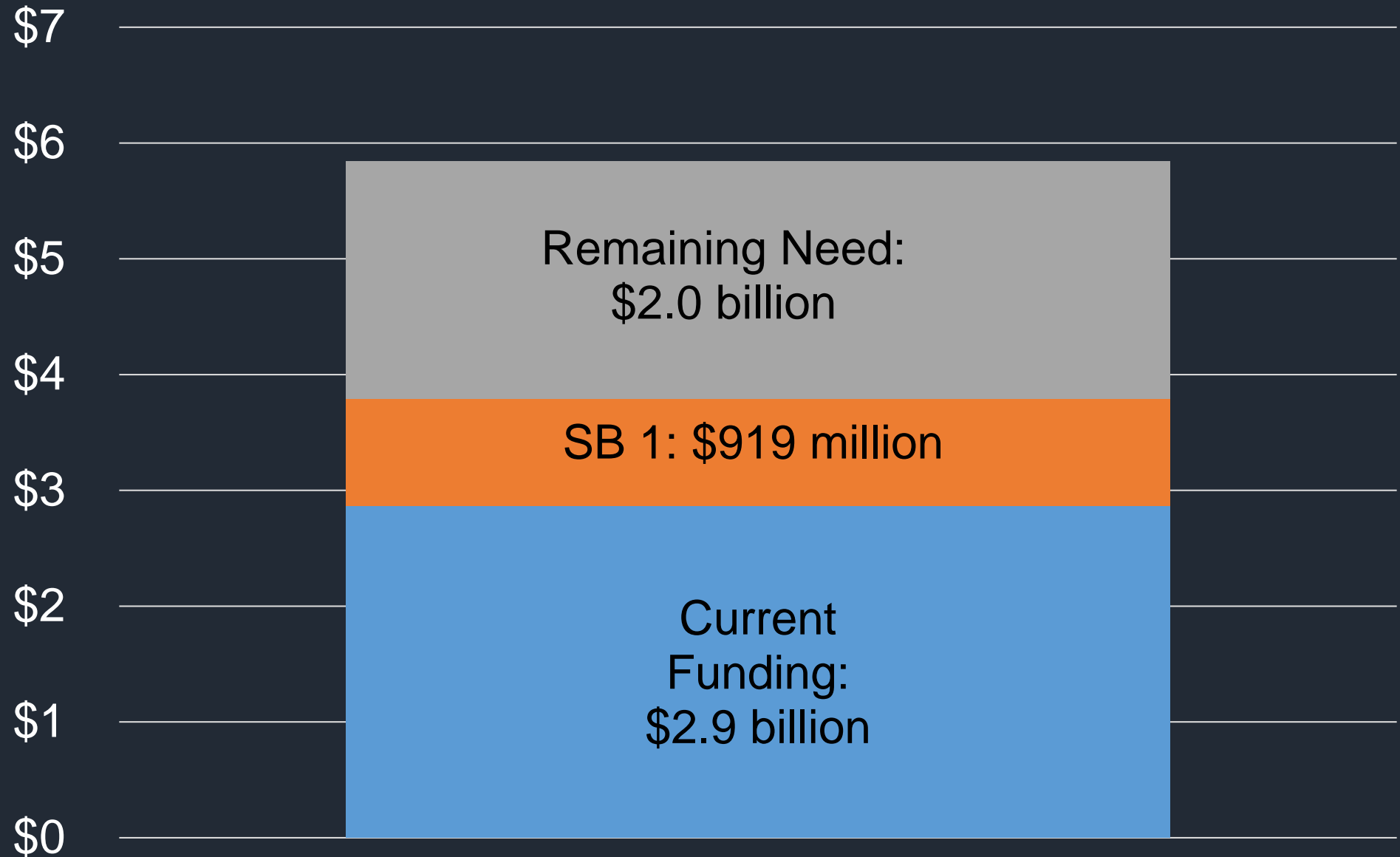
Funding for Road Maintenance

- Gas Tax: 30-50%
- Local Sales Tax: 10-20%
- Local General Funds: 5-10%
- Other State/Local: 15-25%
- Federal: ~10%



SACOG Region Streets & Roads Needs & Revenues over 10 Years

(in billions)



SACOG Region

10-Year Local Streets & Roads Funding Estimated under SB 1

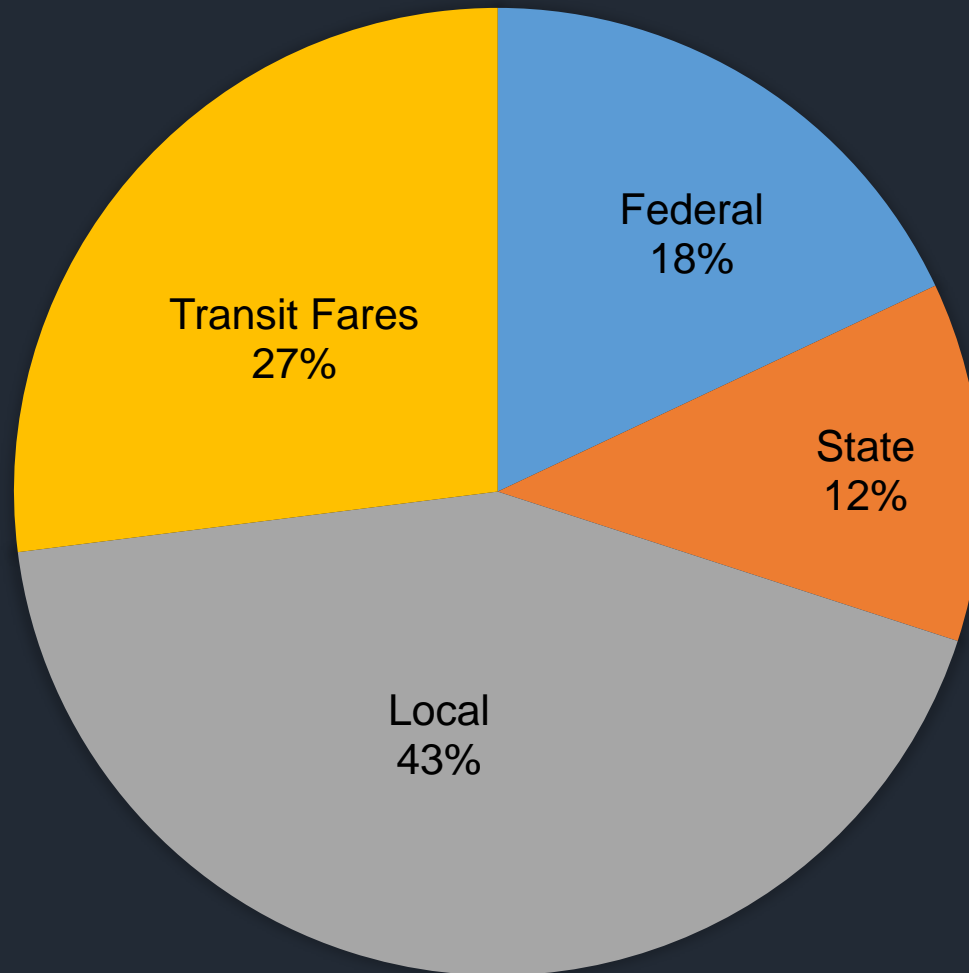
El Dorado County	\$69,260,000
Placerville	\$2,500,000
Placer County	\$99,830,000
Auburn	\$3,240,000
Colfax	\$470,000
Lincoln	\$10,750,000
Loomis	\$1,550,000
Rocklin	\$14,130,000
Roseville	\$30,110,000
Sacramento County	\$289,560,000
Citrus Heights	\$19,970,000
Elk Grove	\$38,210,000
Folsom	\$17,570,000
Galt	\$5,770,000
Isleton	\$190,000
Rancho Cordova	\$16,210,000
Sacramento	\$112,610,000

SACOG Region

10-Year Local Streets & Roads Funding Estimated under SB 1

Sutter County	\$38,740,000
Live Oak	\$2,000,000
Yuba City	\$15,570,000
Yolo County	\$54,310,000
Davis	\$15,660,000
West Sacramento	\$12,030,000
Winters	\$1,630,000
Woodland	\$13,490,000
Yuba County	\$30,890,000
Marysville	\$2,830,000
Wheatland	\$810,000
SACOG Region Total	\$919,890,000

Funding for Transit Operations



SACOG Region Transit Operations Revenue over 10 Years*

(in billions)

* 10 year need total does not reflect real growth from 2015 level

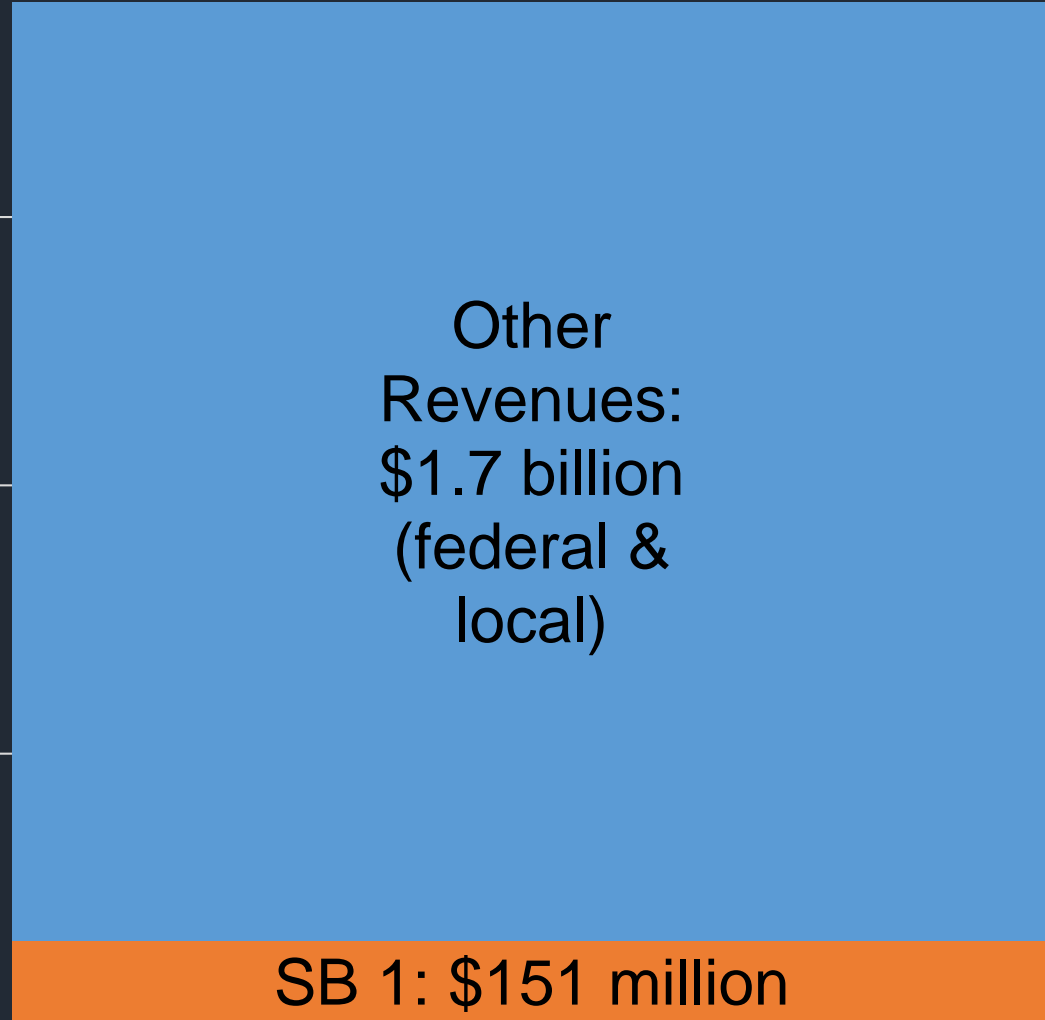
\$2.0

\$1.5

\$1.0

\$0.5

\$0.0



Other
Revenues:
\$1.7 billion
(federal &
local)

SB 1: \$151 million



2017

**Fuel Tax ↑ (Nov.)
Loan repayments**



2018

**Vehicle Fee (Jan.)
Loan repayments**



2019

**Tax Swap Ends (Jul.)
Loan repayments
Gas ↑ based on CPI (Nov.)**



2020

**ZEV Fee (Jan.)
Tax ↑ based on CPI (Jul.)**



2021
and beyond

Taxes & fees ↑ based on CPI (Jul.)



Celia McAdam
Executive Director

Placer County
Transportation
Planning
Agency



James Corless
Chief Executive
Officer

SACOG



Matt Carpenter
Director of
Transportation
Services

SACOG



Erik Johnson
Manager of
Policy &
Administration

SACOG

