



Live-work

Sacramento Area Council of Governments • Valley Vision

Mixed Use = transit and pedestrian friendly

Sacramento Area Council of Governments • Valley Vision

PRINCIPLE 5
Encourage mixed-use development





Adjacent Housing and Retail





Sacramento Area Council of Governments • Valley Vision

PRINCIPLE 2
Provide a diversity of housing choices

Citrus Heights
Normandy Park
Apartments for
Seniors

Sacramento Area Council of Governments • Valley Vision


LAND USE MENU
Land Use Types



RESIDENTIAL BUILDING TYPES						
1	Rural Residential		2	1	-	Rural residential includes any single or multi-unit residential (1 unit per lot)
2	Single Detached		1	4	-	Single Detached includes single detached units with 1, 2, 3, or 4 bedrooms and 1.5 car garage. Single Detached is not applicable to mobile homes.
3	Medium Lot Single Family Residential		2	4	-	Medium Lot Single Family Residential includes single detached units with 1, 2, 3, or 4 bedrooms and 1.5 car garage. Medium Lot Single Family Residential is not applicable to mobile homes.
4	Small Lot Single Family Residential		2	12	-	Small Lot Single Family Residential includes single detached units with 1, 2, 3, or 4 bedrooms and 1.5 car garage. Small Lot Single Family Residential is not applicable to mobile homes.
50%	Townhouse (Attached)		2	16	-	Medium Density Attached includes townhouses with 1, 2, 3, or 4 bedrooms and 1.5 car garage. Medium Density Attached is not applicable to mobile homes.
50%	Townhouse (Detached)		2	16	-	Medium Density Detached includes townhouses with 1, 2, 3, or 4 bedrooms and 1.5 car garage. Medium Density Detached is not applicable to mobile homes.
60%	Low-Rise Apartments (Attached)		2	24	-	Low-Rise Attached includes attached units with one or two bedrooms and 1.5 car garage.
70%	Medium-Rise Apartments (Attached)		2	36	-	Medium-Rise Attached includes attached units with one or two bedrooms and 1.5 car garage.
70%	High-Rise Apartments (Attached)		2	36	-	High-Rise Attached includes attached units with one or two bedrooms and 1.5 car garage.
80%	High-Rise Apartments (Detached)		2	36	-	High-Rise Detached includes detached units with one or two bedrooms and 1.5 car garage.
90%	Urban Density (Attached)		10	168	-	Urban Density Attached includes attached units with one or two bedrooms and 1.5 car garage.
90%	Urban Density (Detached)		10	168	-	Urban Density Detached includes detached units with one or two bedrooms and 1.5 car garage.

Sacramento Area Council of Governments • Valley Vision

Stickers



LAND USE CHIP SET

LAND USE CHIP SET

Sacramento Area Council of Governments • Valley Vision