



SACOG

Goods Movement Advisory Group

February 28, 2006



Sacramento County Airport System (SCAS)

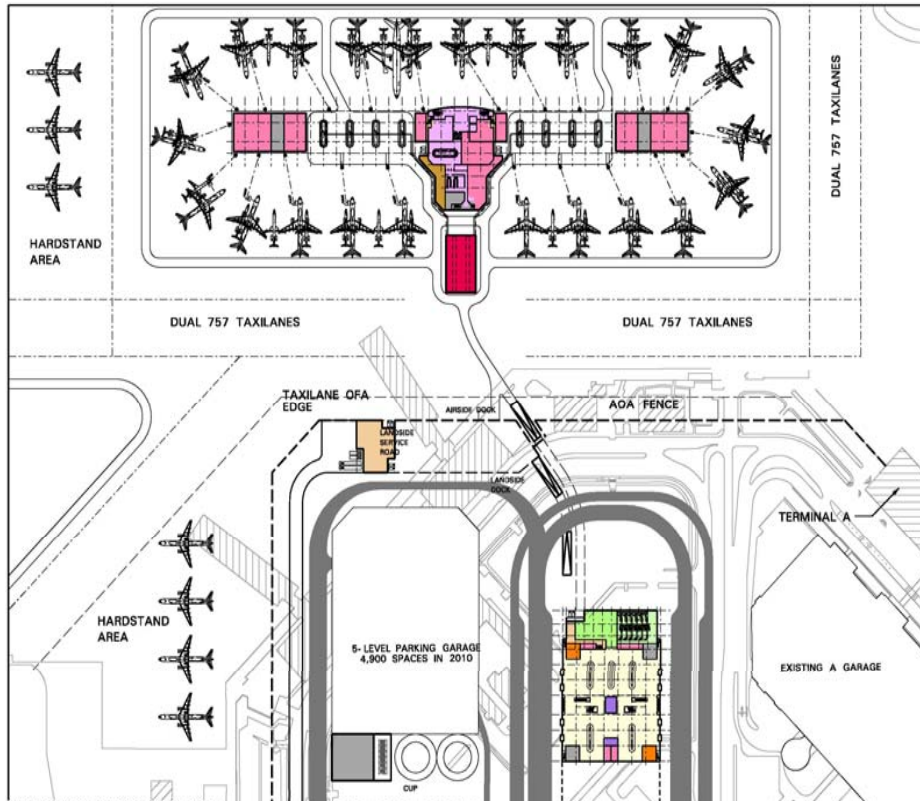
- **SCAS operates Four Airports:**
 - **Sacramento International Airport – Primarily Commercial (passenger) with some Cargo operations**
 - **Sacramento Mather Airport – Primarily Cargo Operations with some General Aviation (GA)**
 - **Sacramento Executive Airport – Primarily GA Operations**
 - **Franklin Field – Primarily Pilot Training**
- **All Airports in some phase of the Master Plan Process**

International Airport Master Plan



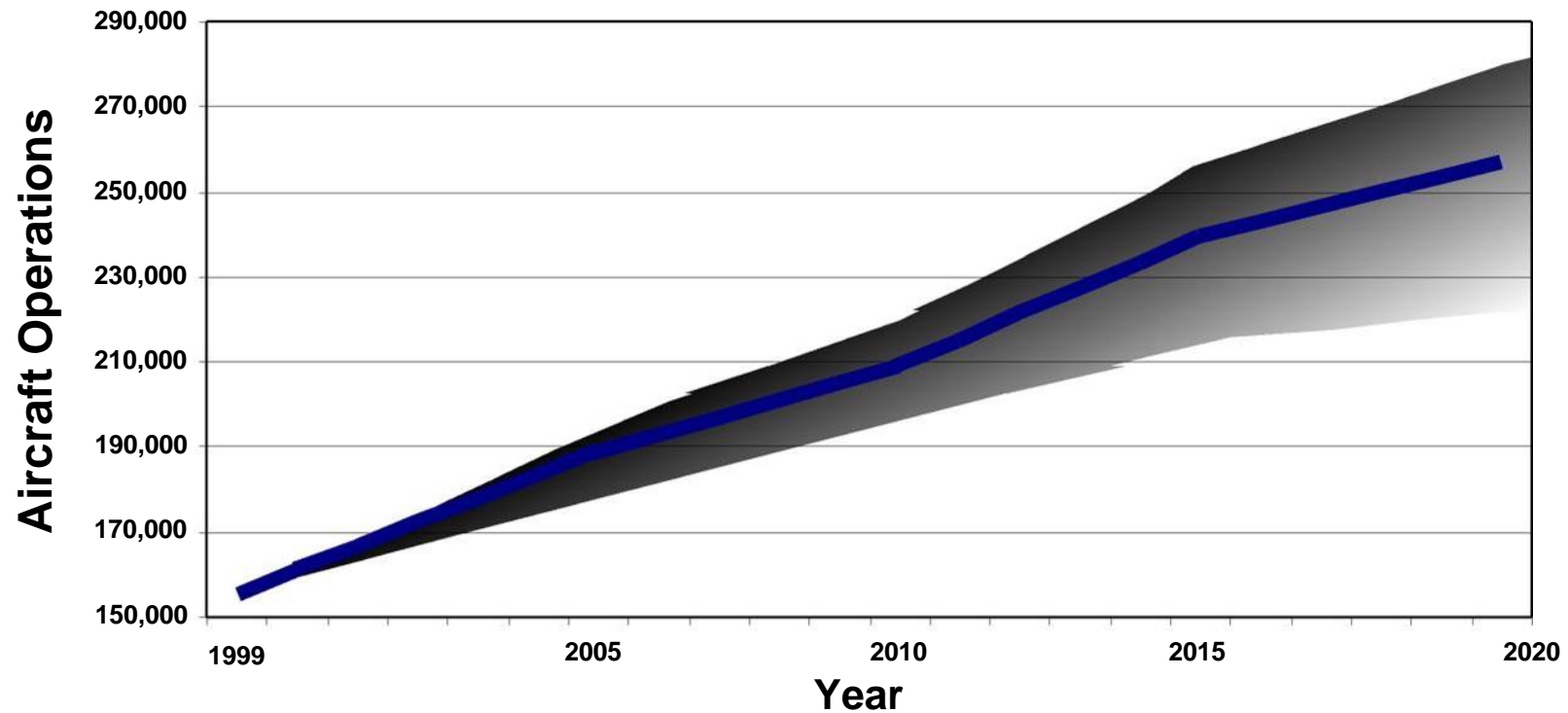
- **Master Plan initiated in 1999, placed on hold following September 11, 2001**
- **February 24, 2004 – Board of Supervisors approved Draft Master Plan and initiates Environmental Review**

International Airport Master Plan



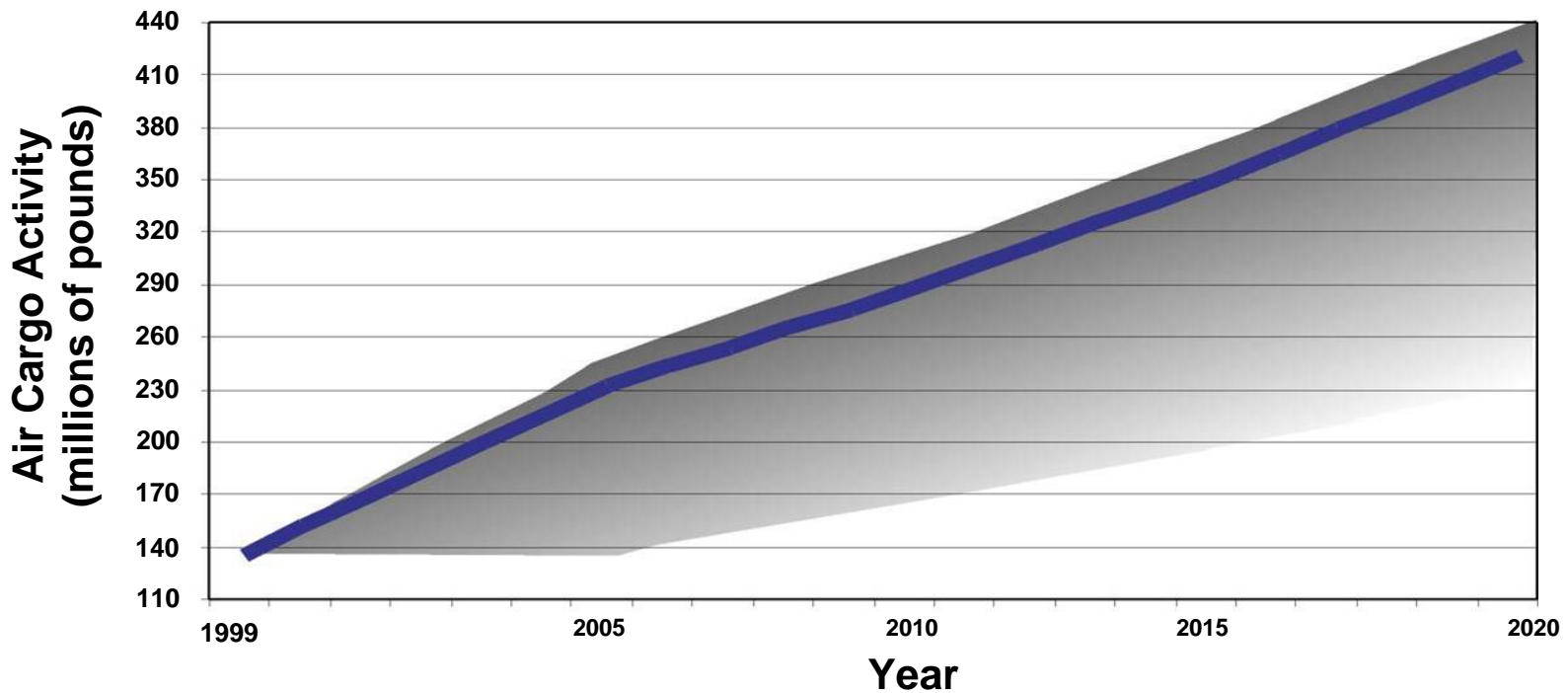
- **Terminal Modernization Program initiated June 2003**
- **Significant participation and input from Technical Advisory Committees, Community Advisory Committees, and the General Public**
- **On February 11, 2004, Board of Supervisors selected the Preferred Terminal Concept Alternative E2**

Aircraft Operations Forecast



- 168,305 operations in 2005
- Projected average annual growth rate: 2.4 percent
- 250,000 operations projected for 2020

International Airport Cargo Activity



- 136 million pounds in 2005
- Projected average annual growth rate: 5 percent
- 410 million pounds projected for 2020

Cargo Operations – Federal Express

- **Federal Express operates 1 fully-loaded DC-10 at International Airport to and from their hub in Memphis. They fly an extra plane during the December holiday peak and are piloting a second aircraft in April (year-round) to meet current demand.**



Cargo Operations – Federal Express

- Federal Express has 8-10 Feeder Aircraft, 6 days per week flying from International Airport to remote California locations (beyond ~100 miles) like Eureka, Crescent City, Redding, Ukiah, and Chico.



Cargo Operations – Federal Express

- Federal Express truck and van operations support an intense network of goods movement and service delivery in the Sacramento region, and tractor operations to satellite facilities like Marysville, Grass Valley, and Rocklin (within 100 miles).



Cargo Operations – Federal Express

- **Federal Express also provides support for the United States Postal Service International Airport Facility by moving US Mail (mostly priority mail) through their aircraft operations.**




Cargo Operations – Commercial Airlines

- Major Commercial Airlines at International Airport all have supporting Air Cargo operations...



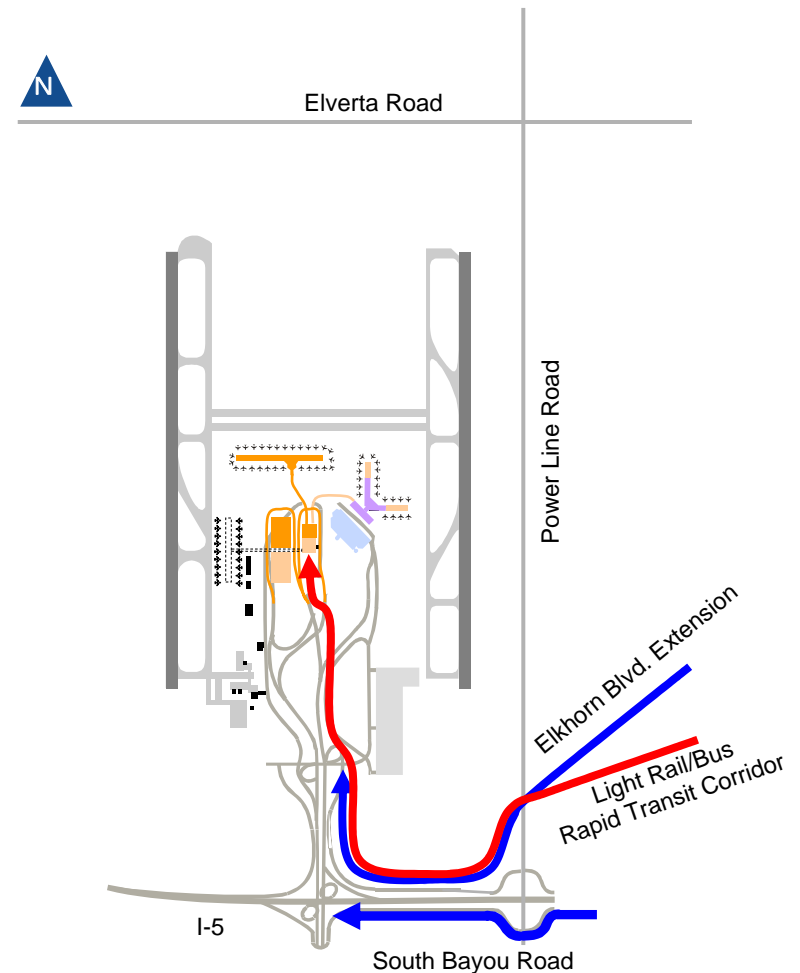
...these include United, American, Southwest, Northwest, Delta, and Hawaiian

International Airport – Development Plan



Airport Access Recommendations

- **Elkhorn Boulevard extension recommended from Metro Air Park**
- **Improvements recommended for South Bayou Road including pavement widening and signage**
- **Light Rail/Bus Rapid Transit corridor to tie in with new passenger terminal**



Sacramento Mather Airport



- **Opened for Civilian Use on May 5, 1995.**
- **Board of Supervisors adopted Draft Master Plan on February 17, 2004.**
- **Environmental Review underway, expected completion in Fall 2007.**

Mather Cargo Activity Forecast

Master Plan Forecast

	Historic				Base Range		High Range	
	<u>2001</u>	<u>2002</u>	<u>2003</u>	<u>2004</u>	<u>2006</u>	<u>2021</u>	<u>2006</u>	<u>2021</u>
Air freight (x 1,000 tons)	109	56	55	55	135	225	159	324
Aircraft operations								
Air carrier cargo	7,634	4,458	4,158	4,457	7,300	10,600	8,600	15,300
Commuter cargo	7,238	7,620	6,160	6,604	9,600	13,600	11,300	19,500
Air taxi	6,655	6,090	5,082	5,448	6,500	6,800	6,500	6,800
General aviation	50,010	52,957	43,043	54,196	54,000	70,000	54,000	70,000
Military	<u>12,030</u>	<u>13,904</u>	<u>12,266</u>	<u>9,886</u>	<u>7,300</u>	<u>7,300</u>	<u>7,300</u>	<u>7,300</u>
TOTAL	83,567	85,029	70,709	80,591	84,700	108,300	87,700	118,900
Annual % change		1.7%	-16.8%	14.0%	6.2%	2.4%	7.4%	2.9%
					PAL 1			PAL 2

Mather Cargo Operations - UPS

■ UPS

- Three flights per day (757s), Monday-Friday servicing hubs in Louisville, Rockford, Ontario, Reno, and Boise.
- Six Feeder Aircraft servicing remote locations like Chico, Eureka, Susanville, and Yreka.
- Tractor Trailer and Ground Shuttle Service to Satellite Facilities in locations like Modesto, Merced, Stockton, Rocklin, and Angels Camp.



Mather Cargo Operations – DHL/ABX

■ DHL

- Two planes per day (767 and DC-9), seven days per week, servicing hubs in Wilmington and Riverside.
- 5-7 feeder aircraft per day servicing remote locations like Ukiah, Fresno, Visalia, Redding.
- 8-10 Tractor Trailers per day to satellite facilities in Stockton, Modesto, Cordelia, Roseville for transfer to local delivery vans.
- Network of 50 vans out of Mather making local deliveries.



Mather Facility Requirements (Master Plan)

■ Airfield

- Focus on backup runway
- Runway length and instrumentation
- Marketability and reliability

■ Air Cargo – market based

- Focus on user needs/input
- Increase in sort facility space and apron for feeder aircraft
- Focused roadway upgrades

■ General Aviation – consistent with Airport role

■ Support / other

Recommended Airfield Facilities

- Runway 4L-22R extension to 7,200 ft
- Additional taxiways
- Cost \$14.7 million



Potential Back-up Runway Limitations

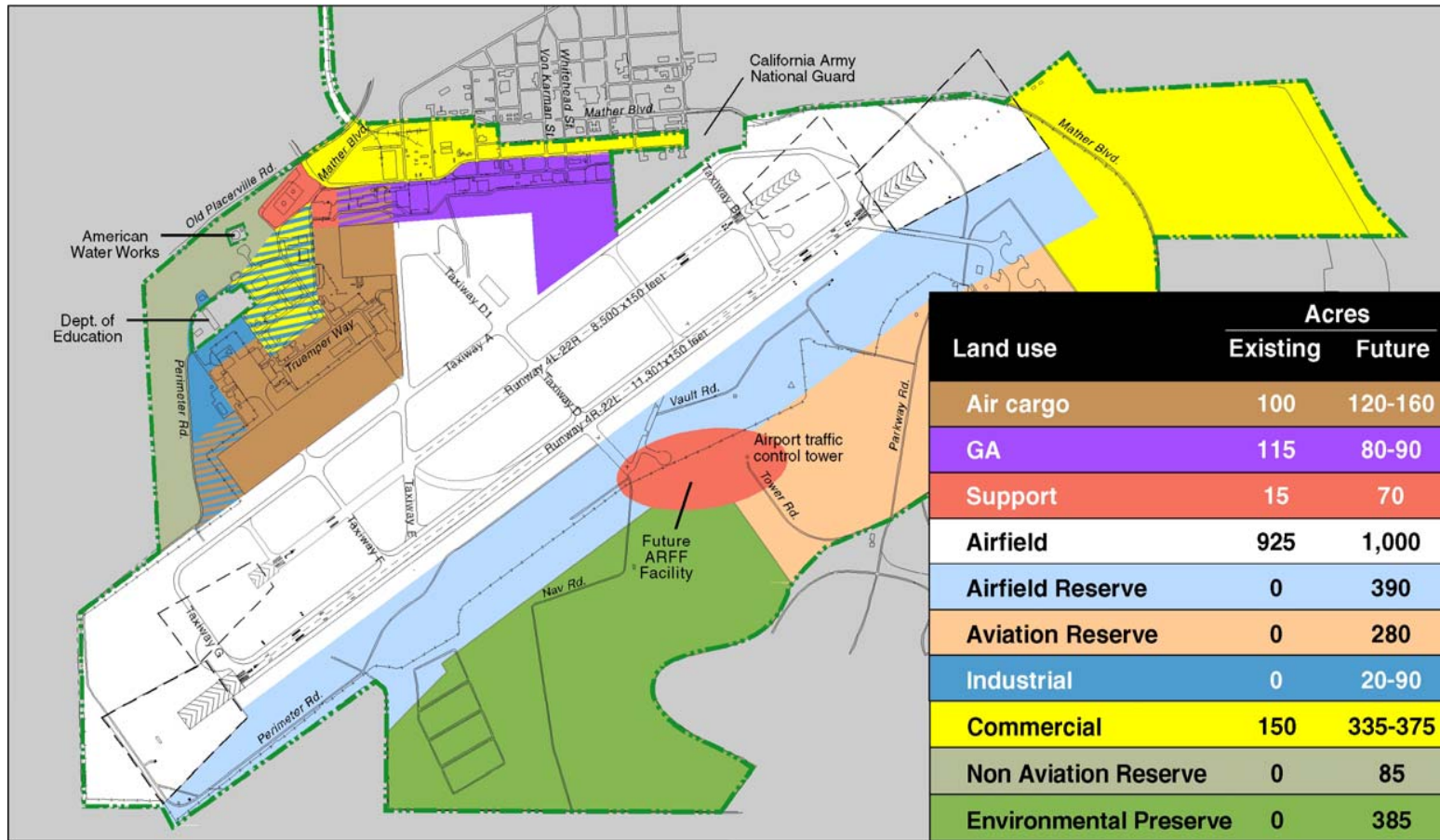
■ Intent of runway use and flight track policies

- Regulate use of airport facilities
- Reduce aircraft noise exposure
- Minimize overflights of noise sensitive land uses
- Separate large and small aircraft

■ Key factors

- Runway use
 - Time of day
 - Type of operation (departure, arrival, touch and go)
 - Type of aircraft (jet, turboprop, weighing over 12,500 lbs., etc.)
- Flight track management

Mather Airport Development Plan



Executive Airport Cargo Operations



- **Ameriflight - Feeder Cargo Operations**
 - 3 planes, 5 nights per week to and from Oakland
 - Small Planes, Beechcraft 99 and Piper Chieftan
 - Mostly printed material, financial statements, and legal documents in controlled movements.
- **Master Plans underway for both Sacramento Executive Airport and Franklin Field Airport**

International Airport – Economic Activity

- **Over 5,000 direct and induced on-site jobs. Visitors arriving via International Airport support over 12,000 direct and induced jobs in the local visitor industry.**
- **Creates over \$27 million in State/Local Taxes on-site annually and over \$64 million for the region.**
- **In calendar year 2005, International Airport exceeded 10.2 million origin and destination passengers.**

Mather and Executive Airport - Economic Activity

- **\$225 million annually in business revenue generated by firms handling air freight and providing General Aviation services.**
- **\$20 million annually in local purchases made by firms providing direct services to the two Airports.**
- **Airport activities at Mather and Executive create a personal income impact to direct, indirect, and induced labor of an estimated \$51 million annually.**

Thank you

- Questions...
- Comments...